

VC-1195-LF & VCE-1195-LF Valve Controller

OPERATING MANUAL



The VC-1195-LF is a 4-way valve controller that can be used to control one or two valves with dual air ports simultaneously. Its quick response internal pneumatic solenoid and its adjustable timing interval from 0.01 to 31 seconds provide an infinite range of desired deposits with accuracy.

When the foot pedal is pressed or a dry contact made, air is supplied to the valve(s) and the valve(s) actuated. After a timed interval, the air is switched to the other port on each of the dual outlets closing the valve(s).

When coupled with an appropriate valve, the controller will deliver accurate and repeatable dots and beads for any dispensing application, whether automated or manually operated.



Standard Accessories

Qty	Description	Re-order P/N	Re-order Qty/Pkg
1	Power cord–110V unit	560033-LF	1
1	Power cord–220V unit	560033E-LF	1
1	Power cord–220V unit	560033E-PLUG-LF	1
1	Air hose	560752	1
1	Foot pedal & Cord	560027D	1
4	Hose Assy 6ft.	560524	1

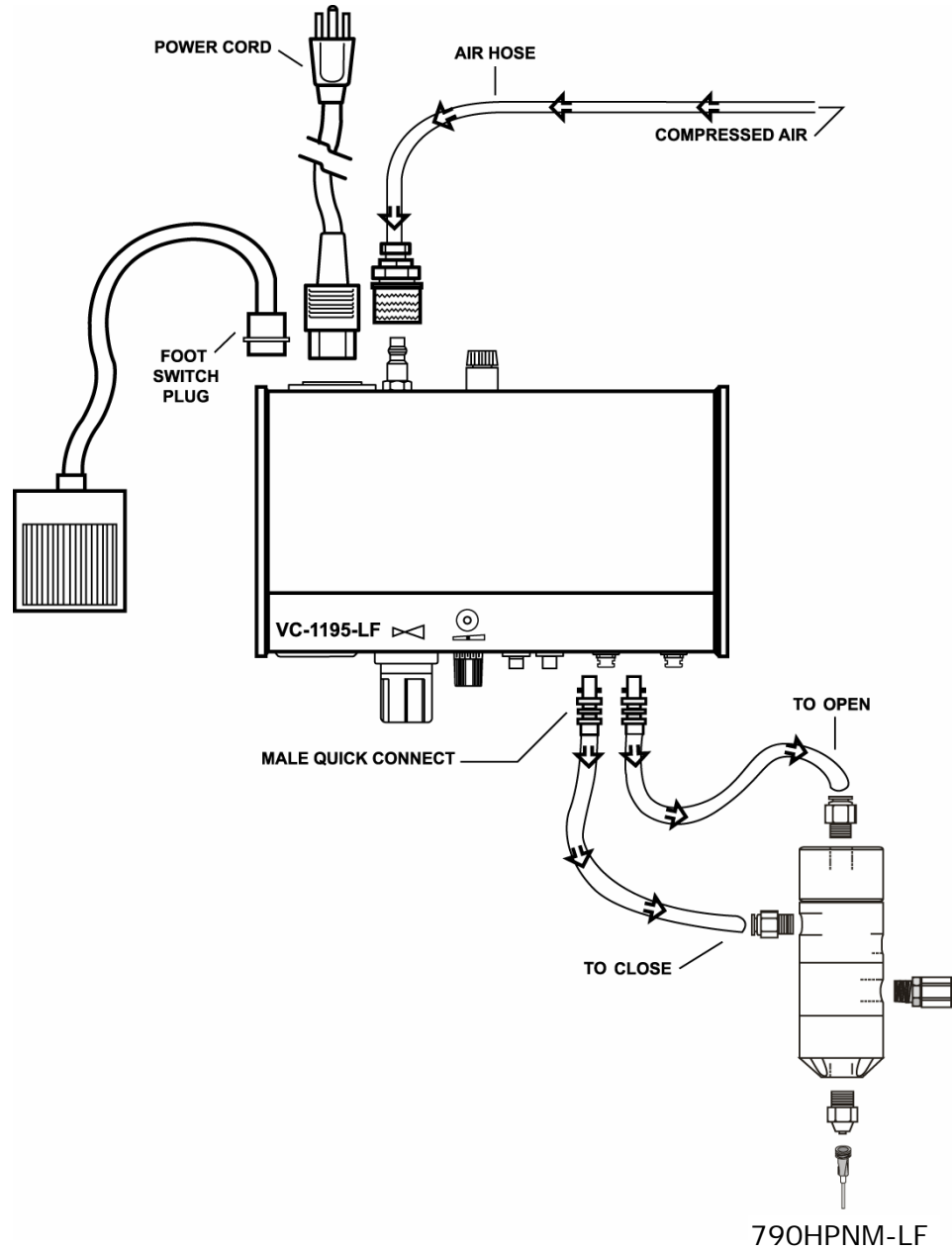
Specifications

• Size:	10 ½" x 8 ¼" x 2 ¾" (26.67 x 20.95 x 6.98cm)
• Weight:	4lbs 3oz (1.9kg)
• Input Voltage:	110V – Model VC-1195-LF 220V – Model VCE-1195-LF
• Dispense Time:	0.01 - 31 seconds
• Internal Voltage:	24V dc
• Cycle Initiation:	Maintained or Momentary
• Cycle Speed:	600+ /Minute
• Air Input:	70-100psi (5-7 bar)
• Air Output:	1-100psi (0.1-7 bar)
• Standards:	European CE approved unit

Ordering Guide

Part No	Description
VC-1195-LF	Valve Controller – 110V ac
VCE-1195-LF	Valve Controller – 220V ac

AIR & ELECTRICAL SET UP DIAGRAM



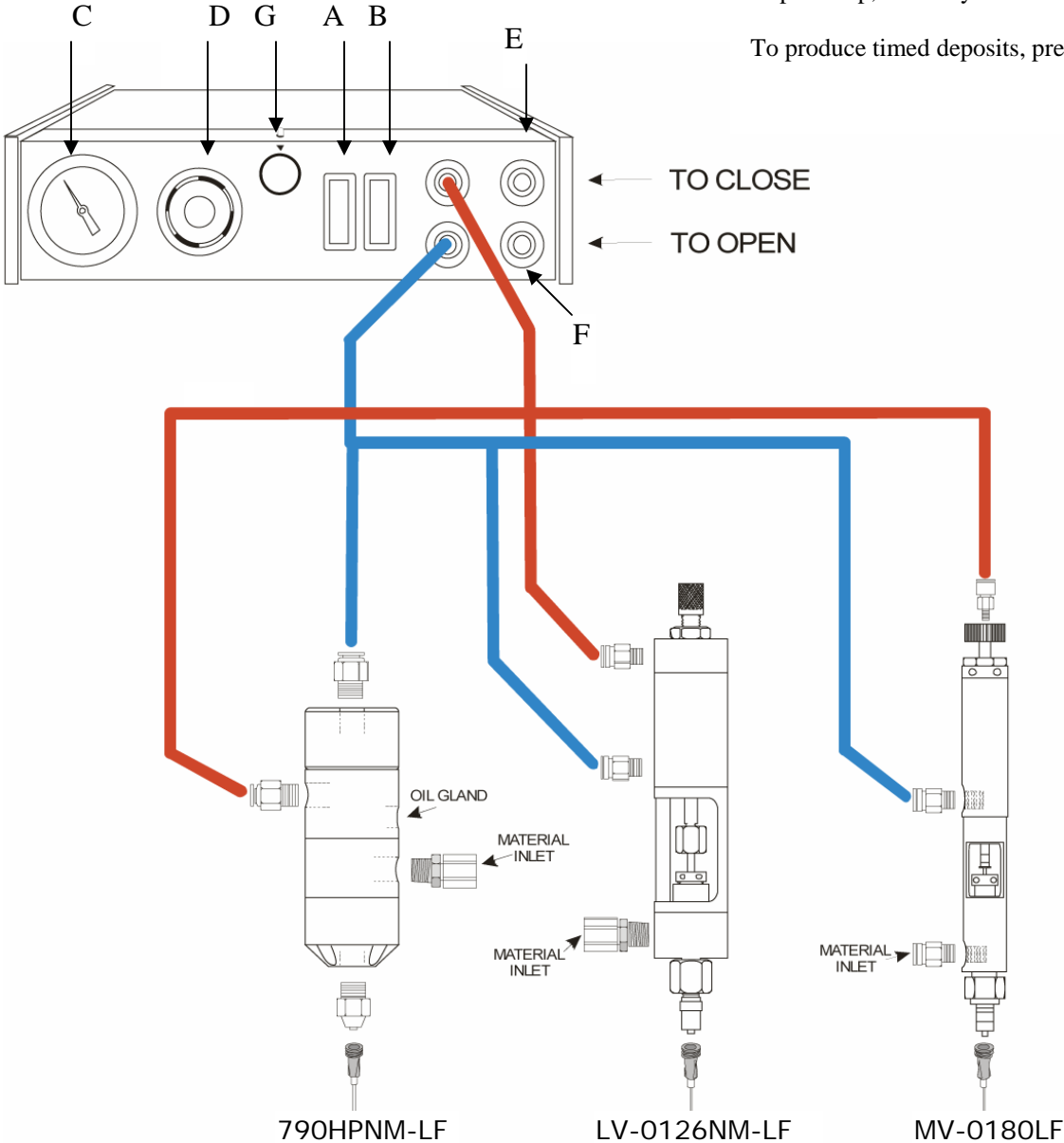
1. Connect air hose to filtered compressed air 70 - 100 psi (5-7 bar) and connect coupling to dispenser.
2. Insert Foot Switch Plug.
3. Insert and twist the 2 male quick connectors into the dispenser.
4. Insert power cord female plug into dispenser and insert the male plug into a grounded outlet - CHECK VOLTAGE LABEL on back of unit.

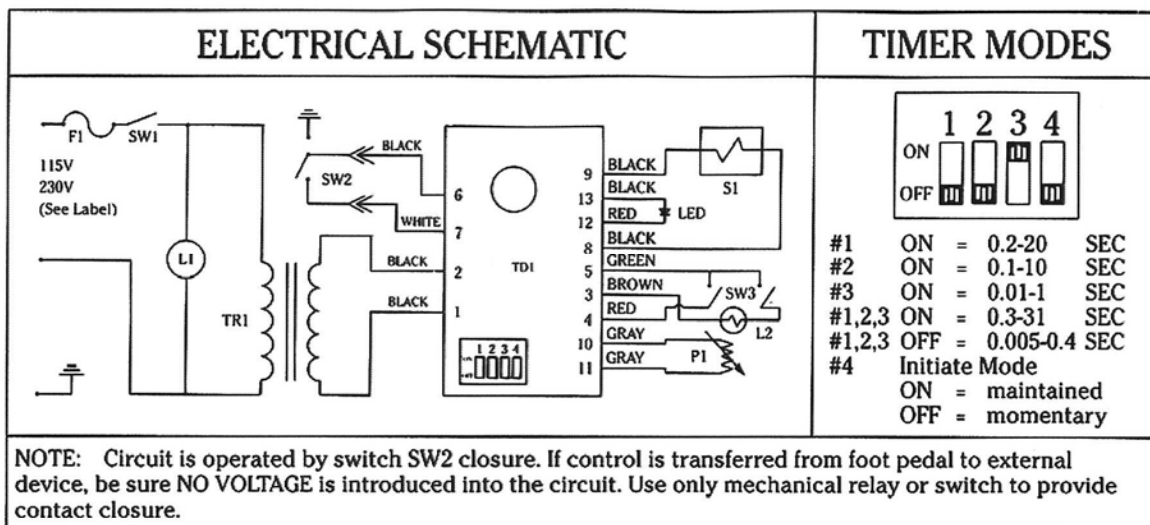
UNDERSTANDING THE FUNCTIONS OF YOUR DISPENSER DISPLAY

- A** Turn unit on.
- B** Turn amber light on – this will provide continuous flow of material as long as the foot pedal is depressed.
- C** Turning the pressure adjust knob (**D**) allows for adjustments of air pressure.
- E** The top quick connect will close the valve.
- F** The lower quick connect will open the valve.

The amount of liquid dispensed depends on air pressure, size of dispense tip, viscosity of material and time of pulse (**G**).

To produce timed deposits, press (**B**) to turn off amber light.





F1	FUSE 115/230 VAC	560025LF
SW1	POWER SWITCH 115V	560026-Z
SW1	POWER SWITCH 230V	560026E-Z
SW2	FOOT PEDAL SWITCH	560027D
SW3	STEADY SWITCH	560028-Z

S1	SOLENOID	561095-LF
TD1	TIMER BOARD	560030-LF
P1	TIMER POTENTIOMETER	560031-LF
TR1	TRANSFORMER 115V-24V	560032-RSM
TR1	TRANSFORMER 230V-24V	560032E-RSM
LED	DISPENSE INDICATOR	560108-LF

LIMITED WARRANTY

Manufacturer warrants this product to the original purchaser for a period of two (2) years from the date of purchase to be free from defects in material and workmanship, but not against damages caused by misuse, negligence, accident, faulty installation, abrasion, corrosion or by not operating in accordance with factory recommendations and instructions. Manufacturer will repair or replace (at factory's option), free of charge, any component of the equipment thus found to be defective, upon prepaid return of the equipment to the factory during the warranty period of the equipment. In no event shall any liability or obligation of Manufacturer arising from this warranty exceed the purchase price of the equipment. This warranty is valid only when 5 micron filtered air is used. The manufacturer's written liability, as stated herein, cannot be altered or enlarged except by a written statement signed by an officer of the company. In no event shall manufacturer be liable for consequential or incidental damages. A return authorization is required from I&J FISNAR INC. prior to shipping a defective unit to the factory.

Manufacturer reserves the right to make engineering or product modifications without notice.



I&J FISNAR INC.

2-07 Banta Place, Fair Lawn, NJ 07410-3002 USA
 TEL. (201)796 - 1477 FAX. (201)794 - 7034
 info@ijfisnar.com http://www.ijfisnar.com

©2007 I&J FISNAR INC.